


# THE GATEWAY SOLUTION FOR YOUR BUSINESS



## maxi | Mk II

**Ideal for demanding applications**

With 20,000 data points in the basic version and 40,000 data points in the expanded version, the new maxi | Mk II gateway not only reduces the number of hardware components, they also require less space, wiring and electricity. This means costs can be saved on purchasing, on assembly of the control cabinets and also when operating the system.

The modular design enables MBS GmbH's familiar bus-specific top PCBs to be installed directly in the device. In addition to all the common bus protocols such as KNX, PROFINET and LON, manufacturer-specific communication protocols can also be added on request.

# maxi | Mk II

Small-scale top performer for demanding building automation applications

*Operators of large properties need plenty of space in which to set up the necessary infrastructure. So it is ideal if the individual technical elements in an automation system take up as little room as possible. MBS's latest product in its proven maxi gateway series is the maxi | Mk II: a communication interface with impressive features. Small in size and with a maximum of 40,000 data points, it is the most compact and yet the most powerful gateway currently on the market.*



The communication infrastructures of extensive properties present major challenges for their operators. For example, if the fire alarm system alone includes hundreds of thousands of smoke detectors with possibly three data points each, the equipment required for this at automation level needs a very large amount of space. Until now, whole rows of control cabinets were needed just for the installation of the gateways, which serve as communication interfaces for the various communication protocols. Added to this are the associated wiring and electricity consumption requirements.

## High performance, smaller volume

The maxi | Mk II gateway takes the pressure off in this situation. MBS GmbH's tried-and-tested hardware components have been completely redesigned. The result is extremely manageable and powerful: it is just one third the size of conventional units and its smaller volume allows the number of control cabinets required to be significantly reduced. But that's not all: MBS has doubled the amount of data points – the basic version now has 20,000 and the expanded version has 40,000. This drastically reduces the number of components required.

Ultimately, fewer hardware components and less space in the control cabinet are required, while expenditure for wiring and electricity is significantly reduced. This means costs can be saved on purchasing, on assembly of the control cabinets and also when operating the system. There is currently no other gateway on the market with these dimensions and this number of data points that can compete with the maxi I Mk II.

### Modular design for flexible applications

The maxi I Mk II gateway can be easily integrated into existing building automation systems. It is modular in design, which means the bus-specific top PCBs that have already proved themselves in other series can be installed directly in the device. In addition to the common bus protocols such as KNX, PROFINET and LON, manufacturer-specific communication protocols can also be added on request. The product can also be obtained as OEM hardware.

Users who are already familiar with MBS GmbH gateways will be pleased to know that the well-established firmware will also be used for the new product – so they won't have to get used to new software. This also means there will be virtually no bugs which can occur with new firmware.

### Usual high quality, impressive performance

All MBS products have two things in common. Firstly, they are developed based on feedback from partners and customers. Secondly, they are tested thoroughly before they are launched. The maxi I Mk II gateway has already been in use in an industrial environment for six months and has passed this field test with flying colours. The durable metal casing sets it apart from the plastic boxes usually used and really comes into its own in tough control cabinet environments.

The new product supersedes its predecessor and the 19" gateway. Users who want to add more to their existing devices can incorporate the new communication interface seamlessly into their system. It fits perfectly into the product range: there are no changes in terms of handling or firmware, while the quality of the new maxi I Mk II gateway is at MBS's usual high level. With its reduced volume and a maximum of 40,000 data points, it is also streets ahead of the competition when it comes to performance. A 19" variant, optionally with redundant power supplies, is available if required.

#### All the benefits at a glance:

- Upgradable
- 20,000–40,000 data points
- All major communication protocols are available
- Integrated web interface for configuration and analysis
- Real-time clock integrated with capacitor buffering
- Micro SD card up to 2 GB for recording trend log data, for example
- Fast connection to serial or network-based protocols
- Robust metal casing for use in harsh control cabinet environments
- No moving parts like fans or similar
- Monitoring of all functions with hardware and software watchdog
- Gateway starts up again automatically after power failure



FAST  
INTEGRATION



UPGRADEABLE



NUMEROUS  
PROTOCOLS




ADDITIONAL  
INTERFACES



WEBINTERFACE



MEMORY  
CARD



## TECHNICAL DATA SHEET

### maxi | Mk II

OEM

Based on our modularity, we develop and manufacture cost-effective and time-efficient solutions for you which are highly innovative and guarantee a secure investment. Take advantage of the expertise we have accumulated over more than 30 years and our experience of customer projects in various industries.

#### PWR - Power

Power supply: +12 V to +24 V DC +/- 15%  
Operation is indicated with green power LED

#### RS232 | COM2

RS232 interface  
SGND  
RXD  
TXD

#### RS485 | COM1

RS485  
SGND  
A-  
B+  
Terminating resistor (approx. 120 Ohm) and bias can be activated via DIP switch

#### Reset

Reset button

#### Status

Status-LED

#### LAN1

RJ45 10/100/1000 MBit Ethernet  
Link indicates a LAN connection  
10/100 indicates the connection speed

#### LAN2

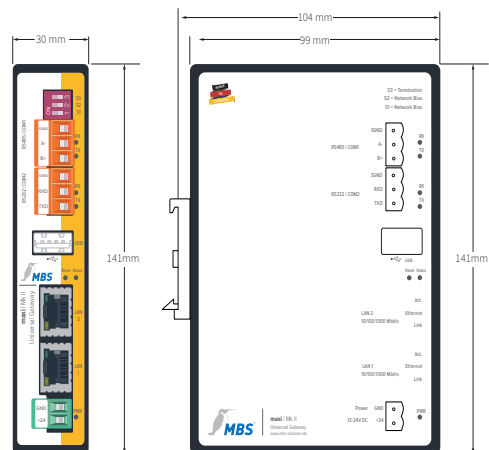
RJ45 10/100/1000 MBit Ethernet  
Link indicates a LAN connection  
10/100 indicates the connection speed

#### USB

USB 2.0 for USB device: max. 500 mA

#### Real-time clock (RTC)

Real-time clock (RTC) operated via double layer capacitor: maintains the time of the device for four weeks without power supply



Please ensure that your gateway is configured before it is put into operation.

Need help with configuration?  
Contact us!

+49 21 51 72 94-0  
vertrieb@mbs-solutions.de

#### Specifications

**Power consumption:** 5 watts  
**Weight:** 448 grams  
**Dimensions:** height: 141 mm, width: 30 mm, depth: 99 mm (depth: 104 mm incl. DIN top-hat rail adapter)  
**Ambient temperature:** 0...45°C  
**Ambient humidity:** 20...80 per cent relative humidity, non-condensing  
**Degree of protection:** IP20  
**Assembly:** DIN top-hat rail TS35 in accordance with EN 60715

#### Article numbers

**maxi | Mk II with 20,000 DP:** Art.-Nr. 11-0033  
**You need more than 20,000 data points?**  
**Extra 20,000 DP:** Art.-Nr. 13-0007

Please remember to include the required communication protocols.

Imprint: **Managing Director:** Gerhard Memmen-Krüger, Nils-Gunnar Fritz  
**Register court:** Krefeld HRB 33 7, USt.-IdNr.: DE 120 148 529, Headquarters: Krefeld  
**Responsible for contents according to § 6 MDSIV:** Gerhard Memmen-Krüger, Nils-Gunnar Fritz

\*This product is CE certified  
\*Specifications subject to change



MBS GmbH  
Römerstraße 15 | 47809 Krefeld  
Tel. +49 21 51 72 94-0 | info@mbs-solutions.de

